

Professional
A-maxi

MADE IN TAIWAN

High quality & Easy working

Welcome To Visit Our Booth

▶ **TORQUE WRENCH**

A-maxi

INSERT TOOLS

Ring Insert Tools



ITEM NO.	Size	Insert
TF07-7421-07	7	9x12mm
TF07-7421-08	8	9x12mm
TF07-7421-09	9	9x12mm
TF07-7421-10	10	9x12mm
TF07-7421-11	11	9x12mm
TF07-7421-12	12	9x12mm
TF07-7421-13	13	9x12mm
TF07-7421-14	14	9x12mm
TF07-7421-15	15	9x12mm
TF07-7421-16	16	9x12mm
TF07-7421-17	17	9x12mm
TF07-7421-18	18	9x12mm
TF07-7421-19	19	9x12mm
TF07-7421-21	21	9x12mm
TF07-7421-22	22	9x12mm

ITEM NO.	Size	Insert
TF07-7422-13	13	14x18mm
TF07-7422-14	14	14x18mm
TF07-7422-15	15	14x18mm
TF07-7422-16	16	14x18mm
TF07-7422-17	17	14x18mm
TF07-7422-18	18	14x18mm
TF07-7422-19	19	14x18mm
TF07-7422-21	21	14x18mm
TF07-7422-22	22	14x18mm
TF07-7422-24	24	14x18mm
TF07-7422-27	27	14x18mm
TF07-7422-30	30	14x18mm
TF07-7422-32	32	14x18mm
TF07-7422-34	34	14x18mm
TF07-7422-36	36	14x18mm
TF07-7422-41	41	14x18mm

Open Ended Insert Tools



ITEM NO.	Size	Insert
TF07-7411-07	7	9x12mm
TF07-7411-08	8	9x12mm
TF07-7411-09	9	9x12mm
TF07-7411-10	10	9x12mm
TF07-7411-11	11	9x12mm
TF07-7411-12	12	9x12mm
TF07-7411-13	13	9x12mm
TF07-7411-14	14	9x12mm
TF07-7411-15	15	9x12mm
TF07-7411-16	16	9x12mm
TF07-7411-17	17	9x12mm
TF07-7411-18	18	9x12mm
TF07-7411-19	19	9x12mm
TF07-7411-21	21	9x12mm
TF07-7411-22	22	9x12mm
TF07-7411-24	24	9x12mm
TF07-7411-27	27	9x12mm
TF07-7411-30	30	9x12mm
TF07-7411-32	32	9x12mm
TF07-7411-36	36	9x12mm

ITEM NO.	Size	Insert
TF07-7412-13	13	14x18mm
TF07-7412-14	14	14x18mm
TF07-7412-15	15	14x18mm
TF07-7412-16	16	14x18mm
TF07-7412-17	17	14x18mm
TF07-7412-18	18	14x18mm
TF07-7412-19	19	14x18mm
TF07-7412-21	21	14x18mm
TF07-7412-22	22	14x18mm
TF07-7412-23	23	14x18mm
TF07-7412-24	24	14x18mm
TF07-7412-25	25	14x18mm
TF07-7412-26	26	14x18mm
TF07-7412-27	27	14x18mm
TF07-7412-30	30	14x18mm
TF07-7412-32	32	14x18mm
TF07-7412-36	36	14x18mm
TF07-7412-38	38	14x18mm
TF07-7412-40	40	14x18mm
TF07-7412-41	41	14x18mm
TF07-7412-46	46	14x18mm
TF07-7412-48	48	14x18mm
TF07-7412-50	50	14x18mm
TF07-7412-55	55	14x18mm

Open Ring Insert Tools



ITEM NO.	Size	Insert
TF07-7441-10	10	9x12mm
TF07-7441-11	11	9x12mm
TF07-7441-12	12	9x12mm
TF07-7441-13	13	9x12mm
TF07-7441-14	14	9x12mm
TF07-7441-16	16	9x12mm
TF07-7441-17	17	9x12mm
TF07-7441-18	18	9x12mm
TF07-7441-19	19	9x12mm
TF07-7441-21	21	9x12mm
TF07-7441-22	22	9x12mm

ITEM NO.	Size	Insert
TF07-7442-13	13	14x18mm
TF07-7442-14	14	14x18mm
TF07-7442-16	16	14x18mm
TF07-7442-17	17	14x18mm
TF07-7442-18	18	14x18mm
TF07-7442-19	19	14x18mm
TF07-7442-21	21	14x18mm
TF07-7442-22	22	14x18mm
TF07-7442-24	24	14x18mm

E Type Insert Tools



ITEM NO.	Size	Insert
RB35-E912-8	8	9x12mm
RB35-E912-10	10	9x12mm
RB35-E912-11	11	9x12mm
RB35-E912-12	12	9x12mm
RB35-E912-14	14	9x12mm
RB35-E912-16	16	9x12mm
RB35-E912-18	18	9x12mm
RB35-E912-20	20	9x12mm
RB35-E912-22	22	9x12mm
RB35-E912-24	24	9x12mm

ITEM NO.	Size	Insert
RB35-E1418-10	10	14x18mm
RB35-E1418-11	11	14x18mm
RB35-E1418-12	12	14x18mm
RB35-E1418-14	14	14x18mm
RB35-E1418-16	16	14x18mm
RB35-E1418-18	18	14x18mm
RB35-E1418-20	20	14x18mm
RB35-E1418-22	22	14x18mm
RB35-E1418-24	24	14x18mm

Ratchet Insert Tools



ITEM NO.	Size	Insert
TF07-7531-02	1/4"	9x12mm
TF07-7531-03	3/8"	9x12mm
TF07-7531-04	1/2"	9x12mm
TF07-7532-03	3/8"	9x12mm
TF07-7532-04	1/2"	9x12mm
TF07-7532-05	3/4"	9x12mm

Bit Insert Tools



ITEM NO.	Size	Insert
RB35-B912	1/4"	9x12mm
RB35-BD912	D8	9x12mm
RB35-BD1418	D8	14x18mm

Insert Tools Square End



ITEM NO.	Ø mm	Lw*(mm)	L(mm)	W	T
TF07-7562-28M	28-36	77	120.8	29	8
TF07-7562-40M	40-45	77	128.5	41.5	8
TF07-7562-50M	50-55	77	128.5	41.5	8
TF07-7562-58M	58-62	77	133.5	47.2	8
TF07-7562-68M	68-75	77	138.5	56.4	8
TF07-7562-80M	80-90	77	141.5	64.1	8

Insert Tools Square End



ITEM NO.	Insert	L(mm)	W	T
TF07-7541-0912	9x12mm	24.2	22.2	14.4
TF07-7542-1418	14x18mm	37.3	29.5	21.5

Open End Insert Tools



ITEM NO.	Insert	Head size
SD17-3206136	Ø16mm	7mm
SD17-3206137	Ø16mm	8mm
SD17-3206138	Ø16mm	9mm
SD17-3206139	Ø16mm	10mm
SD17-3206140	Ø16mm	11mm
SD17-3206141	Ø16mm	12mm
SD17-3206142	Ø16mm	13mm
SD17-3206143	Ø16mm	14mm
SD17-3206144	Ø16mm	15mm
SD17-3206145	Ø16mm	16mm
SD17-3206146	Ø16mm	17mm
SD17-3206147	Ø16mm	18mm
SD17-3206148	Ø16mm	19mm
SD17-3206149	Ø16mm	20mm
SD17-3206150	Ø16mm	21mm
SD17-3206151	Ø16mm	22mm
SD17-3206152	Ø16mm	23mm
SD17-3206153	Ø16mm	24mm
SD17-3206154	Ø16mm	25mm
SD17-3206155	Ø16mm	26mm
SD17-3206156	Ø16mm	27mm
SD17-3206157	Ø16mm	28mm
SD17-3206158	Ø16mm	29mm
SD17-3206159	Ø16mm	30mm
SD17-3206160	Ø16mm	32mm
SD17-3206161	Ø16mm	36mm
SD17-3206162	Ø22mm	22mm
SD17-3206163	Ø22mm	24mm
SD17-3206164	Ø22mm	27mm
SD17-3206165	Ø22mm	30mm
SD17-3206166	Ø22mm	32mm
SD17-3206167	Ø22mm	34mm
SD17-3206168	Ø22mm	36mm
SD17-3206169	Ø22mm	41mm
SD17-3206170	Ø22mm	46mm

Ring Insert Tools



ITEM NO.	Insert	Head size
SD17-32060190	Ø16mm	7mm
SD17-32060191	Ø16mm	8mm
SD17-32060192	Ø16mm	9mm
SD17-32060193	Ø16mm	10mm
SD17-32060194	Ø16mm	11mm
SD17-32060195	Ø16mm	12mm
SD17-32060196	Ø16mm	13mm
SD17-32060197	Ø16mm	14mm
SD17-32060198	Ø16mm	15mm
SD17-32060199	Ø16mm	16mm
SD17-32060200	Ø16mm	17mm
SD17-32060201	Ø16mm	18mm
SD17-32060202	Ø16mm	19mm
SD17-32060203	Ø16mm	20mm
SD17-32060204	Ø16mm	21mm
SD17-32060205	Ø16mm	22mm
SD17-32060206	Ø16mm	23mm
SD17-32060207	Ø16mm	24mm
SD17-32060208	Ø16mm	27mm
SD17-32060209	Ø22mm	22mm
SD17-32060210	Ø22mm	24mm
SD17-32060211	Ø22mm	27mm
SD17-32060212	Ø22mm	30mm
SD17-32060213	Ø22mm	32mm
SD17-32060214	Ø22mm	34mm
SD17-32060215	Ø22mm	36mm
SD17-32060216	Ø22mm	41mm
SD17-32060217	Ø22mm	46mm

Open Ring Insert Tools



ITEM NO.	Insert	Head size
SD17-32060375	Ø16mm	7mm
SD17-32060376	Ø16mm	8mm
SD17-32060377	Ø16mm	9mm
SD17-32060378	Ø16mm	10mm
SD17-32060379	Ø16mm	11mm
SD17-32060380	Ø16mm	12mm
SD17-32060381	Ø16mm	13mm
SD17-32060382	Ø16mm	14mm
SD17-32060383	Ø16mm	15mm
SD17-32060384	Ø16mm	16mm
SD17-32060385	Ø16mm	17mm
SD17-32060386	Ø16mm	18mm
SD17-32060387	Ø16mm	19mm
SD17-32060388	Ø16mm	20mm
SD17-32060389	Ø16mm	21mm
SD17-32060390	Ø16mm	22mm
SD17-32060391	Ø16mm	23mm
SD17-32060392	Ø16mm	24mm
SD17-32060393	Ø16mm	27mm
SD17-32060395	Ø22mm	22mm
SD17-32060396	Ø22mm	24mm
SD17-32060397	Ø22mm	27mm
SD17-32060398	Ø22mm	30mm
SD17-32060399	Ø22mm	32mm
SD17-32060400	Ø22mm	34mm
SD17-32060401	Ø22mm	36mm
SD17-32060402	Ø22mm	41mm
SD17-32060403	Ø22mm	46mm

Round Shape Ratchet Head Insert Tools



ITEM NO.	Insert	Driver	Teeth
SD17-32060438	Ø16mm	1/4"	72 teeth
SD17-32060255	Ø16mm	3/8"	72 teeth
SD17-32060256	Ø16mm	1/2"	72 teeth



ITEM NO.	Insert	Driver	Teeth
SD17-32060437	Ø22mm	3/4"	72 teeth

Pipe Wrench Insert

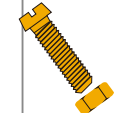
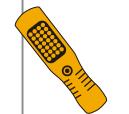

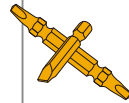


ITEM NO.	Head Size	Opening Size	Inserting Size
SD07-32060647	6"	0-28mm	Ø16mm
SD07-32060648	10"	0-43mm	Ø16mm
SD07-32060649	15"	0-51mm	Ø16mm

Pipe Wrench Insert



ITEM NO.	Insert	Open Size (mm)
TF05-3010007	9x12mm	5~26
TF05-3010008	9x12mm	5~30
TF05-3010009	14x18mm	5~30
TF05-3010010	14x18mm	10~41
TF05-3010017	9x12mm	10~41



TORQUE WRENCH

Industrial Torque Wrench

Tolerance of torque $\pm 3\%$



ITEM NO.	Driver	Teeth	Torque Range Nm/ft-lb (in-lb)	Length
TF07-262-1FW	1/4"	24	2~10 / 22.1~84.1	281mmL
TF07-262-2FW	1/4"	24	4~20 / 39.8~172.6	329mmL
TF07-262-4FW	1/4"	24	10~50 / 99.6~431.5	329mmL
TF07-262-8FW	1/4"	24	5~25 / 53.1~212.4	329mmL
TF07-362-1FW	3/8"	24	4~20 / 39.8~172.6	329mmL
TF07-362-2FW	3/8"	32	20~100 / 16.6~71.9	436mmL
TF07-362-3FW	3/8"	32	10~60 / 9.2~42.4	337mmL
TF07-362-4FW	3/8"	32	10~50 / 99.6~431.5	337mmL
TF07-362-8FW	3/8"	32	5~25 / 53.1~212.4	329mmL
TF07-362-9FW	3/8"	24	2~10 / 22.1~84.1	281mmL
TF07-462-1FW	1/2"	32	40~200 / 33.2~143.8	512mmL
TF07-462-2FW	1/2"	32	60~340 / 51.6~243.4	614mmL
TF07-462-3FW	1/2"	32	60~420 / 51.6~302.4	614mmL
TF07-462-5FW	1/2"	32	80~400 / 66.4~287.8	614mmL
TF07-462-8FW	1/2"	32	50~350 / 44.3~250.8	614mmL
TF07-442-8FW	1/2"	32	20~100 / 16.6~71.9	436mmL
TF07-462-6FW	1/2"	32	20~100 / 16.6~71.9	436mmL
TF07-462-9FW	1/2"	32	70~350 / 59~250.8	614mmL
TF07-662-1FW	3/4"	24	100~600 / 92~424	1050mmL
TF07-662-2FW	3/4"	24	150~800 / 129~572	1240mmL
TF07-662-3FW	3/4"	24	200~1000 / 166~719	1240mmL
TF07-662-5FW	3/4"	32	80~400 / 66.4~287.8	614mmL
TF07-642-5FW	3/4"	32	80~400 / 66.4~287.8	614mmL
TF07-862-1FW	1"	24	150~800 / 129~572	1240mmL
TF07-862-2FW	1"	24	200~1000 / 166~719	1240mmL
TF07-862-3FW	1"	24	300~1500 / 258~1070	1850mmL

Aluminum Torque Wrench

Tolerance of torque $\pm 3\%$



ITEM NO.	Driver	Torque Range Nm/ft-lb	Length
TF07-427-1F	1/2"	20~120 / 15~90	475mmL
TF07-427-2F	1/2"	40~200 / 30~150	563mmL
TF07-427-3F	1/2"	50~300 / 35~220	625mmL
TF07-627-2F	3/4"	110~550 / 80~400	827mmL
TF07-627-3F	3/4"	140~760 / 100~560	827mmL
TF07-627-4F	3/4"	200~1000 / 140~740	1413mmL
TF07-827-1D	1"	600~1500	1615mmL
TF07-827-2D	1"	750~2000	2370mmL



Interchangeable Aluminum Torque Wrench

Tolerance of torque $\pm 3\%$



ITEM NO.	\varnothing (mm)	Torque Range Nm/ft-lb	Length
TF07-654-2F	$\varnothing 16$ mm	80~400 / 60~300	650mmL
TF07-666-3F	$\varnothing 22$ mm	140~620 / 100~450	860mmL

Aluminum Torque Wrench

Tolerance of torque $\pm 3\%$



ITEM NO.	Type	Driver	Torque Range Nm/ft-lb	Length
TF07-417-1F	No Push	1/2"	20~120 / 15~90	475mmL
TF07-417-2F	No Push	1/2"	40~200 / 30~150	563mmL
TF07-417-3F	No Push	1/2"	50~300 / 35~220	625mmL
TF07-617-2F	No Push	3/4"	110~550 / 80~400	827mmL
TF07-617-3F	No Push	3/4"	140~760 / 100~560	827mmL
TF07-617-4F	No Push	3/4"	200~1000 / 140~740	1413mmL
TF07-817-1D	No Push	1"	600~1500	1615mmL
TF07-817-2D	No Push	1"	750~2000	2370mmL
TF07-917-2D	No Push	1-1/2"	1500~3000	2820mmL
TF07-437-1F	Push	1/2"	20~120 / 15~90	475mmL
TF07-437-2F	Push	1/2"	40~200 / 30~150	563mmL
TF07-437-3F	Push	1/2"	50~300 / 35~220	625mmL
TF07-637-2F	Push	3/4"	110~550 / 80~400	827mmL
TF07-637-3F	Push	3/4"	140~760 / 100~560	827mmL
TF07-637-4F	Push	3/4"	200~1000 / 140~740	1413mmL
TF07-837-1D	Push	1"	600~1500	1615mmL
TF07-837-2D	Push	1"	750~2000	2370mmL

Interchangeable Torque Wrench

Tolerance of torque $\pm 3\%$



ITEM NO.	Insert	Torque Range Nm/ft-lb (in-lb)	Length
TF07-712-1FW	9x12mm	2~10 / 22.1~84.1	263mmL
TF07-712-2FW	9x12mm	4~20 / 39.8~172.6	313mmL
TF07-712-3FW	9x12mm	10~60 / 9.2~42.4	313mmL
TF07-712-4FW	9x12mm	10~50 / 99.6~431.5	313mmL
TF07-712-8FW	9x12mm	5~25 / 53.1~212.4	270mmL
TF07-713-2FW	9x12mm	20~100 / 16.6~71.9	403mmL
TF07-723-2FW	14x18mm	20~100 / 16.6~71.9	430mmL
TF07-724-1FW	14x18mm	40~200 / 33.2~143.8	484mmL
TF07-724-2FW	14x18mm	60~340 / 51.6~243.4	585mmL
TF07-724-3FW	14x18mm	60~420 / 51.6~302.4	585mmL
TF07-724-5FW	14x18mm	80~400 / 66.4~287.8	585mmL
TF07-724-8FW	14x18mm	50~350 / 44.3~250.8	585mmL
TF07-724-9FW	14x18mm	70~350 / 59~250.8	585mmL
TF07-726-1FW	14x18mm	100~600 / 92~424	988mmL
TF07-726-2FW	14x18mm	150~800 / 129~572	1178mmL
TF07-728-2FW	14x18mm	200~1000 / 166~719	1178mmL

Flexible Torque Wrench

Tolerance of torque -- unflexed $\pm 3\%$



ITEM NO.	Driver	Teeth	Torque Range Nm/ft-lb	Length
TF07-392-2FW	3/8"	32	20~100 / 16.6~71.9	464mmL

Classic Torque Wrench

Tolerance of torque $\pm 4\%$



ITEM NO.	Driver	Torque Range Nm/ft-lb	Length
TF07-224-1S	1/4"	2.5~11 / 2~8	351mmL
TF07-224-2S	1/4"	5~33 / 4~24	451mmL
TF07-324-1S	3/8"	2.5~11 / 2~8	351mmL
TF07-324-2S	3/8"	5~33 / 4~24	451mmL
TF07-324-2SN	3/8"	7~33 / 5~24	451mmL
TF07-324-3S	3/8"	12~68 / 10~50	506mmL
TF07-324-3SN	3/8"	14~68 / 10~50	506mmL
TF07-424-1S	1/2"	12~68 / 10~50	506mmL
TF07-424-1SN	1/2"	14~68 / 10~50	506mmL
TF07-424-2S	1/2"	25~135 / 20~100	553mmL
TF07-424-3S	1/2"	50~225 / 40~160	597mmL
TF07-424-4S	1/2"	70~330 / 50~250	800mmL
TF07-624-1S	3/4"	140~560 / 100~410	995mmL
TF07-624-2S	3/4"	200~800 / 140~600	1049mmL
TF07-824-2S	1"	200~1000 / 140~740	1362mmL

British Classic Torque Wrench

Tolerance of torque $\pm 4\%$



ITEM NO.	Driver	Torque Range Nm/ft-lb	Length
RB09-39251	1/4"	2~10 / 2~8	272mmL
RB09-39351	3/8"	2~10 / 2~8	272mmL
RB09-39252	1/4"	5~33 / 5~25	305.5mmL
RB09-39352	3/8"	5~33 / 5~25	305.5mmL
RB09-39353	3/8"	12~70 / 10~50	487.5mmL
RB09-39451	1/2"	12~70 / 10~50	487.5mmL
RB09-39452	1/2"	25~135 / 15~105	604.5mmL
RB09-39453	1/2"	50~230 / 30~170	604.5mmL
RB09-39454	1/2"	70~330 / 50~250	718.5mmL
RB09-39654	3/4"	100~550 / 80~400	1015.3mmL
RB09-39655	3/4"	150~800 / 120~600	1023mmL
RB09-39851	1"	200~1000 / 150~750	1424mmL

Click Torque Wrench

Tolerance of torque $\pm 3\%$



ITEM NO.	Driver	Teeth	Torque Range Nm	Length
TF07-215-1D	1/4"	24	0.4~2	173mmL
TF07-215-2D	1/4"	24	1~5	173mmL
TF07-215-3D	1/4"	24	2~10	173mmL
TF07-215-4D	1/4"	24	3~15	223mmL
TF07-215-5D	1/4"	24	5~25	240mmL
TF07-315-3D	3/8"	24	5~25	240mmL
TF07-315-4D	3/8"	24	10~50	260mmL
TF07-315-5D	3/8"	24	20~100	342mmL
TF07-415-1D	1/2"	24	20~100	342mmL
TF07-415-2D	1/2"	24	30~140	410mmL
TF07-415-3D	1/2"	24	40~200	498mmL

Numeric Screen Torque Wrench

Tolerance of torque $\pm 3\%$



ITEM NO.	Driver	Teeth	Torque Range Nm/ft-lb	Length
TF07-267-2F	1/4"	24	4~20 / 3~14.8	368mmL
TF07-367-1F	3/8"	24	4~20 / 3~14.8	368mmL
TF07-367-2F	3/8"	32	20~100 / 15~74	435mmL
TF07-467-1F	1/2"	32	40~200 / 30~148	510mmL
TF07-467-2F	1/2"	32	60~340 / 44~251	615mmL

Traditional Torque Wrench

Tolerance of torque $\pm 4\%$



ITEM NO.	Driver	Teeth	Torque Range Nm/kgf-m(kgf-cm)	Length
TF07-223-1A	1/4"	24	5~25 / 51~255	280mmL
TF07-323-1A	3/8"	24	5~25 / 51~255	280mmL
TF07-323-2A	3/8"	24	20~110 / 2.04~11.22	370mmL
TF07-323-6A	3/8"	24	10~110 / 1.02~11.22	370mmL
TF07-423-1A	1/2"	24	42~210 / 4.3~21.4	450mmL
TF07-423-2A	1/2"	24	50~350 / 5.1~35.7	570mmL
TF07-423-2AN	1/2"	24	70~340 / 7.1~34.7	570mmL
TF07-423-6A	1/2"	24	28~210 / 2.9~21.4	450mmL

Torque Multiplier

Multiplication accuracy $\pm 5\%$



- Input & Output End:**
Chromium-molybdenum alloy steel brings better strength and life cycle.
- Planetary gear mechanism:**
 - Planetary gear carrier device brings high transmission efficiency and load capacity.
 - All gears rotate on needle roller bearings throughout the operating process.
 - Torque multiplication factor of 5:1.
 - Multiplication accuracy $\pm 5\%$.
- Main Body:**
Electroplating Finished: Good for anti-corrosion and anti-abrasion.
- Each tool is supplied with 2 reaction bars subject to the working environment

Reversible Robust Torque Wrench

Tolerance of torque $\pm 3\%$



ITEM NO.	Driver	Teeth	Torque Range Nm/ft-lb	Length
TF07-277-2F	1/4"	72	2~25 / 1.5~18	298mmL
TF07-277-3F	1/4"	72	5~25 / 3.6~18	298mmL
TF07-377-2F	3/8"	72	5~50 / 3.5~37	363mmL
TF07-377-3F	3/8"	72	10~50 / 7.4~37	363mmL
TF07-477-1F	1/2"	72	10~100 / 8~75	445mmL
TF07-477-2F	1/2"	72	20~200 / 10~150	513mmL
TF07-477-3F	1/2"	72	60~300 / 45~220	605mmL
TF07-477-4F	1/2"	72	20~100 / 15~75	445mmL
TF07-477-5F	1/2"	72	40~200 / 30~150	513mmL
TF07-677-1F	3/4"	72	100~600 / 75~440	1040mmL
TF07-677-2F	3/4"	72	150~800 / 110~590	1235mmL
TF07-677-3F	3/4"	72	200~1000 / 150~740	1235mmL

Interchangeable Robust Torque Wrench

Tolerance of torque $\pm 3\%$



ITEM NO.	Insert	Torque Range Nm/ft-lb	Length
TF07-612-2F	9x12mm	2~25 / 1.5~18	290mmL
TF07-612-3F	9x12mm	5~25 / 3.5~18	290mmL
TF07-613-2F	9x12mm	5~50 / 3.5~37	340mmL
TF07-613-3F	9x12mm	10~50 / 8~37	340mmL
TF07-614-1F	9x12mm	10~100 / 8~75	410mmL
TF07-614-4F	9x12mm	20~100 / 10~75	410mmL
TF07-624-1F	14x18mm	10~100 / 8~75	440mmL
TF07-624-2F	14x18mm	20~200 / 10~150	510mmL
TF07-624-3F	14x18mm	60~300 / 45~220	597mmL

Interchangeable Robust Torque Wrench

Tolerance of torque $\pm 3\%$



ITEM NO.	Ø(mm)	Torque Range Nm/ft-lb	Length
TF07-633-2F	Ø16mm	5~50 / 3.5~37	350mmL
TF07-644-1F	Ø16mm	10~100 / 8~75	435mmL
TF07-644-2F	Ø16mm	20~200 / 10~150	500mmL

Features

- *Planetary gear carrier mechanism makes high transmission efficiency and load capacity
- *5:1 torque multiplication
- *Multiplication accuracy $\pm 5\%$
- *Supplied with 2 reaction bars



ITEM NO.	Torque Range Nm/ft-lb	Ratio	Input Square	Output Square
TF07-416	1500 / 1100	5.1	1/2"	3/4"
TF07-418	1500 / 1100	5.1	1/2"	1"
TF07-618	2700 / 2000	5.1	3/4"	1"

Preset Torque Wrench

Tolerance of torque $\pm 3\%$



ITEM NO.	Driver	Teeth	Torque Range Nm	Length
TF07-261-01W	1/4"	24	2~10	224mmL
TF07-261-02W	1/4"	24	4~20	275mmL
TF07-261-03W	1/4"	24	10~50	275mmL
TF07-261-08W	1/4"	24	5~25	275mmL
TF07-361-01W	3/8"	32	20~100	387mmL
TF07-361-02W	3/8"	32	10~60	275mmL
TF07-361-03W	3/8"	24	2~10	224mmL
TF07-361-04W	3/8"	24	4~20	275mmL
TF07-461-01W	1/2"	32	40~200	433mmL
TF07-461-02W	1/2"	32	60~340	518mmL
TF07-461-03W	1/2"	32	20~100	387mmL
TF07-461-04W	1/2"	32	80~400	518mmL
TF07-661-01W	3/4"	24	100~600	1050mmL
TF07-661-02W	3/4"	24	200~1000	1161mmL
TF07-861-02W	1"	24	200~1000	1161mmL
TF07-861-03W	1"	24	300~1500	1771mmL

Interchangeable Preset Torque Wrench

Tolerance of torque $\pm 3\%$



ITEM NO.	Insert	Torque Range Nm	Length
TF07-732-01W	9x12mm	2~10	207mmL
TF07-732-02W	9x12mm	4~20	258mmL
TF07-732-03W	9x12mm	10~60	258mmL
TF07-732-08W	9x12mm	5~25	258mmL
TF07-733-01W	9x12mm	20~100	355mmL
TF07-743-01W	14x18mm	20~100	378mmL
TF07-744-01W	14x18mm	40~200	404mmL
TF07-744-02W	14x18mm	60~340	490mmL
TF07-746-01W	14x18mm	100~600	984mmL
TF07-746-02W	14x18mm	200~1000	1055mmL

Screen Slipping Torque Screwdriver

Tolerance of torque $\pm 6\%$



ITEM NO.	Driver	Torque Range Nm/lbf.in	Length
RB09-32069	1/4"	1~5	171mmL
RB09-32070	1/4"	2~8	171mmL
RB09-32084	1/4"	10~50	171mmL
RB09-32085	1/4"	15~75	171mmL

Preset Torque Screwdriver

Tolerance of torque $\pm 6\%$



ITEM NO.	Driver	Torque Range Nm or in-lb	Length
TF07-261-15	Hex	0.2~1.2 or 1.8~14.1	132mmL
TF07-261-16	Hex	1.0~1.8 or 3~15	132mmL
TF07-261-06	Hex	1~6 or 10~50	200mmL
TF07-263-06	Hex	1~6	142mmL
TF07-263-05	Hex	5~10	142mmL
TF07-251-15	Square	0.2~1.2 or 1.8~14.1	132mmL
TF07-251-16	Square	1.0~1.8 or 3~15	132mmL
TF07-251-06	Square	1~6 or 10~50	200mmL
TF07-253-06	Square	1~6	142mmL
TF07-253-05	Square	5~10	142mmL

Preset Click Torque Wrench

Tolerance of torque $\pm 3\%$



ITEM NO.	Driver	Teeth	Torque Range Nm	Length
TF07-221-1D	1/4"	24	0.3~2	162mmL
TF07-221-2D	1/4"	24	0.6~3	162mmL
TF07-221-3D	1/4"	24	1~6	162mmL
TF07-221-4D	1/4"	24	2~15	211mmL
TF07-221-5D	1/4"	24	5~25	218mmL
TF07-321-3D	3/8"	24	5~25	218mmL
TF07-321-4D	3/8"	24	10~50	240mmL
TF07-321-5D	3/8"	24	20~100	320mmL
TF07-421-1D	1/2"	24	20~100	320mmL
TF07-421-2D	1/2"	24	30~140	347mmL
TF07-421-3D	1/2"	24	40~200	470mmL
TF07-621-1D	3/4"	24	40~280	554mmL
TF07-621-2D	3/4"	24	60~420	609mmL

Reversible Torque Wrench

Tolerance of torque $\pm 3\%$



ITEM NO.	Driver	Teeth	Torque Range Nm/ft-lb(in-lb)	Length
TF07-272-1FW	1/4"	72	2~10 / 22.1~84.1	281mmL
TF07-272-2FW	1/4"	72	4~20 / 39.8~172.6	322mmL
TF07-272-4FW	1/4"	72	10~50 / 99.6~431.5	322mmL
TF07-272-8FW	1/4"	72	5~25 / 53.1~212.4	281mmL
TF07-372-2FW	3/8"	72	20~100 / 16.6~71.9	436mmL
TF07-372-3FW	3/8"	72	10~60 / 9.2~42.4	337mmL
TF07-372-4FW	3/8"	72	10~50 / 99.6~431.5	337mmL
TF07-372-8FW	3/8"	72	5~25 / 53.1~212.4	281mmL
TF07-472-1FW	1/2"	72	40~200 / 33.2~143.8	490mmL
TF07-472-2FW	1/2"	72	60~340 / 51.6~243.4	590mmL
TF07-472-3FW	1/2"	72	60~420 / 51.6~302.4	590mmL
TF07-472-5FW	1/2"	72	80~400 / 66.4~287.8	590mmL
TF07-472-8FW	1/2"	72	50~350 / 44.3~250.8	590mmL

Industrial Torque Screwdriver

Tolerance of torque $\pm 6\%$



ITEM NO.	Driver	Torque Range Nm/in-lb	Length
TF07-260-04	Hex	0.1~1.2 / 1.33~10.18	180mmL
TF07-262-14	Hex	1~3.5 / 11.03~28.77	195mmL
TF07-262-12	Hex	1~6 / 13.28~48.68	195mmL
TF07-262-13	Hex	4~9 / 39.83~75.23	195mmL
TF07-262-15	Hex	5~10 / 48.68~84.08	195mmL
TF07-260-12	Hex	0.39~1.64 / 3~15	180mmL

Industrial Torque Screwdriver

Tolerance of torque $\pm 6\%$



ITEM NO.	Driver	Torque Range Nm/in-lb	Length
TF07-250-04	Square	0.1~1.2 / 1.33~10.18	180mmL
TF07-252-14	Square	1~3.5 / 11.03~28.77	195mmL
TF07-252-12	Square	1~6 / 13.28~48.68	195mmL
TF07-252-13	Square	4~9 / 39.83~75.23	195mmL
TF07-252-15	Square	5~10 / 48.68~84.08	195mmL
TF07-250-12	Square	0.39~1.64 / 3~15	180mmL

Robust Torque Wrench

Tolerance of torque $\pm 3\%$



ITEM NO.	Driver	Teeth	Torque Range Nm/ft-lb	Length
TF07-225-2F	1/4"	24	2~25 / 1.5~18	296mmL
TF07-225-2FN	1/4"	24	5~25 / 3.6~18	296mmL
TF07-325-2F	3/8"	24	5~50 / 3.5~37	333mmL
TF07-325-2FN	3/8"	24	10~50 / 7.4~37	333mmL
TF07-325-3F	3/8"	32	10~100 / 8~75	400mmL
TF07-425-1F	1/2"	32	10~100 / 8~75	400mmL
TF07-425-1FN	1/2"	32	20~100 / 15~75	400mmL
TF07-425-2F	1/2"	32	20~200 / 10~150	500mmL
TF07-425-2FN	1/2"	32	40~200 / 30~150	500mmL
TF07-425-3F	1/2"	32	60~300 / 45~220	635mmL
TF07-625-1F	3/4"	24	100~600 / 75~440	1040mmL
TF07-625-2F	3/4"	24	150~800 / 110~590	1161mmL
TF07-625-3F	3/4"	24	200~1000 / 150~740	1161mmL

Screen Torque Wrench

Tolerance of torque $\pm 4\%$



ITEM NO.	Driver	Torque Range Nm	Length
RB09-34251	1/4"	5~25	323mmL
RB09-34349	3/8"	5~25	323mmL
RB09-34352	3/8"	10~50	400mmL
RB09-34351	3/8"	20~100	400mmL
RB09-34400	1/2"	20~100	400mmL
RB09-34451	1/2"	40~200	517mmL
RB09-34551	1/2"	60~340	620mmL
RB09-34641	3/4"	60~340	620mmL
RB09-34648	3/4"	110~550	918mmL
RB09-34651	3/4"	150~750	1210mmL
RB09-34841	1"	150~750	1210mmL
RB09-34656	3/4"	200~1000	1500mmL
RB09-34851	1"	200~1000	1500mmL

Standard Preset Torque Wrench

Tolerance of torque $\pm 3\%$



ITEM NO.	Driver	Torque Range Nm	Length
RB09-38251	1/4"	1~6	145mmL
RB09-38252	1/4"	2~12	145mmL
RB09-38253	1/4"	2~25	200mmL
RB09-38351	3/8"	3~35	200mmL
RB09-38352	3/8"	5~50	262mmL
RB09-38353	3/8"	8~85	375mmL
RB09-38354	3/8"	10~100	375mmL
RB09-38451	1/2"	15~150	404mmL
RB09-38452	1/2"	20~200	508mmL
RB09-38453	1/2"	30~340	571mmL
RB09-38651	3/4"	40~420	617mmL

Screen Scale Torque Wrench

Tolerance of torque $\pm 4\%$



ITEM NO.	Driver	Torque Range Nm	Length
RB09-42201	1/4"	5~25	275mmL
RB09-42303	3/8"	5~25	275mmL
RB09-42304	3/8"	10~50	418mmL
RB09-42305	3/8"	20~100	418mmL
RB09-42403	1/2"	20~100	418mmL
RB09-42402	1/2"	40~200	502mmL
RB09-42500	1/2"	60~340	594mmL
RB09-42600	3/4"	60~340	594mmL

Adjustable slipping Torque Wrench

Tolerance of torque $\pm 6\%$ (1~5Nm, 2~10Nm)

Tolerance of torque $\pm 4\%$ (5~25Nm, 10~60Nm, 25~100Nm)



ITEM NO.	Driver	Teeth	Torque Range Nm/ft-lb (in-lb)	Length
TF07-39216-1F	1/4"	36	1~5 / 0.7~3.7	260mmL
TF07-39216-2F	1/4"	36	2~10 / 1.5~7.4	260mmL
TF07-39216-3F	1/4"	36	5~25 / 3.5~18	320mmL
TF07-39316-2F	3/8"	36	5~25 / 3.5~18	320mmL
TF07-39316-3F	3/8"	48	10~60 / 8~44	355mmL
TF07-39316-4F	3/8"	-	25~100 / 18~75	-
TF07-39416-1F	1/2"	48	10~60 / 8~44	355mmL
TF07-39416-2F	1/2"	-	25~100 / 18~75	-
TF07-39216-2C	1/4"	36	2~10 / 20~90	260mmL

Interchangeable Screen Torque Wrench

Tolerance of torque $\pm 4\%$



ITEM NO.	Insert	Torque Range Nm	Length
RB09-34050	9x12mm	10~50	356mmL
RB09-34051	9x12mm	20~100	356mmL
RB09-34052	14x18mm	40~200	472mmL
RB09-34053	14x18mm	60~340	572mmL

Interchangeable Standard Preset Torque Wrench

Tolerance of torque $\pm 5\%$



ITEM NO.	Insert	Torque Range Nm	Length
RB09-38051	9x12mm	1~6	125mmL
RB09-38052	9x12mm	2~12	125mmL
RB09-38053	9x12mm	2~25	180mmL
RB09-38054	9x12mm	3~35	180mmL
RB09-38055	9x12mm	5~50	242mmL
RB09-38056	9x12mm	8~85	333mmL
RB09-38057	9x12mm	10~100	333mmL
RB09-38058	9x12mm	15~150	365mmL
RB09-38151	14x18mm	20~200	478mmL
RB09-38152	14x18mm	30~340	538mmL
RB09-38153	14x18mm	40~420	585mmL

Interchangeable Screen Scale Torque Wrench

Tolerance of torque $\pm 4\%$



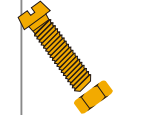
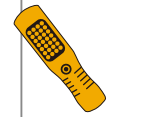
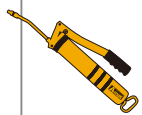
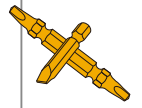
ITEM NO.	Insert	Torque Range Nm	Length
RB09-42000	9x12mm	5~25	259mmL
RB09-42001	9x12mm	10~50	385mmL
RB09-42002	9x12mm	20~100	385mmL
RB09-42052	14x18mm	40~200	480mmL
RB09-42053	14x18mm	60~340	570mmL

Rotary Angle Gauge

360° Scale clearly marked in 2° increment



ITEM NO.	SQUARE DRIVE
TF07-414	1/2"x1/2"



TORQUE WRENCH SET

11pcs Screen Torque Wrench Set

Tolerance of torque $\pm 4\%$



ITEM NO.	Content
RB09-34438	1pc - 40~200Nm Screen Torque Wrench 6pcs - Hex Socket: 17,19,21,22,24,27mm 6pcs - Hex Bit Socket: 6,8,10,12mm

12pcs Interchangeable Screen Torque Wrench Set

Tolerance of torque $\pm 4\%$



ITEM NO.	Content
RB09-34060	1pc - 14x18 40~200Nm Screen Torque Wrench 10pcs - 14x18 Open Ended Torque Insert: 13,14,15,17,19,22,24,27,30,32mm 1pc - 14x18 1/2" Round Head Ratchet Insert

Interchangeable Hook Head Torque Wrench Set

Tolerance of torque $\pm 3\%$



ITEM NO.	Insert	Torque Range Nm	Hook head insert tools (mm)
TF07-162007GW41D	14x18	40~200	$\varnothing 28\sim 36, \varnothing 40\sim 45,$ $\varnothing 50\sim 55, \varnothing 58\sim 62,$ $\varnothing 68\sim 75, \varnothing 80\sim 90$

4pcs 1/2" Screen Torque Wrench Socket Set

Tolerance of torque $\pm 4\%$



ITEM NO.	Content
RB09-34432	1pc - 1/2" 40~200Nm Screen Torque Wrench 1pc - Deep Impact Socket 17mm 1pc - Deep Impact Socket 19mm 1pc - Deep Impact Socket 21mm

13pcs Screen Slipping T-Handle Torque Screwdriver Set

Tolerance of torque $\pm 6\%$



ITEM NO.	Content
RB09-32008	1pc - 1/4" 1~5Nm Screen Slipping T-Handle Torque Wrench 12pcs - 1/4" Bit x 25mmL: T8,T10,T15,T20,T25,PH1,PH2,SL3,SL4,SL5,H3,H4
RB09-32006	1pc - 1/4" 2~8Nm Screen Slipping T-Handle Torque Wrench 12pcs - 1/4" Bit x 25mmL: T8,T10,T15,T20,T25,PH1,PH2,SL3,SL4,SL5,H3,H4
RB09-32058	1pc - 1/4" 10~50 1bf-in Screen Slipping T-Handle Torque Wrench 12pcs - 1/4" Bit x 25mmL: T8,T10,T15,T20,T25,PH1,PH2,SL3,SL4,SL5,H3,H4
RB09-32062	1pc - 1/4" 15~75 1bf-in Screen Slipping T-Handle Torque Wrench 12pcs - 1/4" Bit x 25mmL: T8,T10,T15,T20,T25,PH1,PH2,SL3,SL4,SL5,H3,H4

Interchangeable Torque Wrench Set

Tolerance of torque $\pm 3\%$



ITEM NO.	Insert	Torque Range Nm/ft-lb (in-lb)	Ratchet insert	Open ended insert tools	Ring insert
TF07-14100821FW	9x12mm	2~10 / 22.1~84.1	1/4"	10,13,17	10,13,17
TF07-14100822FW	9x12mm	4~20 / 39.8~172.6	1/4"	10,13,17	10,13,17
TF07-14100823FW	9x12mm	10~60 / 9.2~42.4	3/8"	10,13,17	10,13,17
TF07-14100824FW	9x12mm	10~50 / 99.6~431.5	3/8"	10,13,17	10,13,17
TF07-14100828FW	9x12mm	5~25 / 53.1~212.4	1/4"	10,13,17	10,13,17
TF07-12201132FW	14x18mm	20~100 / 16.6~71.9	3/8"	13,14,15,17,19,22,24,27,30	x
TF07-12201141FW	14x18mm	40~200 / 33.2~143.8	1/2"	13,14,15,17,19,22,24,27,30	x
TF07-12201142FW	14x18mm	60~340 / 51.6~243.4	1/2"	13,14,15,17,19,22,24,27,30	x
TF07-12201145FW	14x18mm	80~400 / 66.4~287.8	1/2"	13,14,15,17,19,22,24,27,30	x

